

Product Name: LWC-WhatsApp Order plugin for WooCommerce

Document: Guide

Product Version: 2.5.x

Document Updated on: Saturday, November 11, 2023



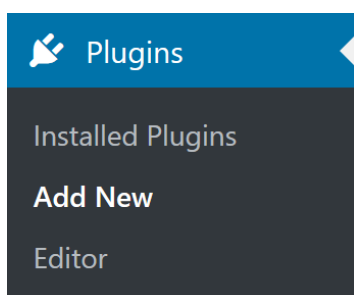
Receive Orders on WhatsApp

contact@livelyworks.net
<http://livelyworks.net>

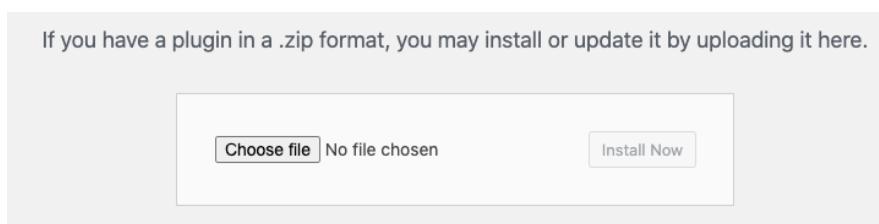
WC-WhatsApp Order for WooCommerce

Installation

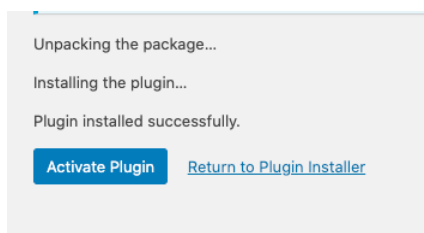
1. Log in to **WordPress Admin** using your login credentials
2. Go to **Plugins** using sidebar



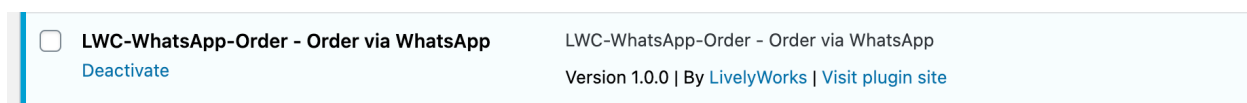
3. Click on **Add New**
4. Click on **Upload Plugin**
5. Then Choose **WhatsApp Order Plugin** zip file from downloaded package
6. Click on Install



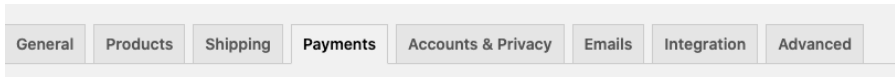
7. Once the installation is done Activate the plugin



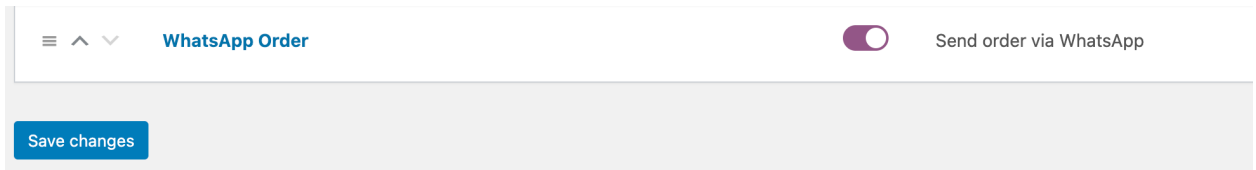
8. Here you should see WhatsApp Order Plugin



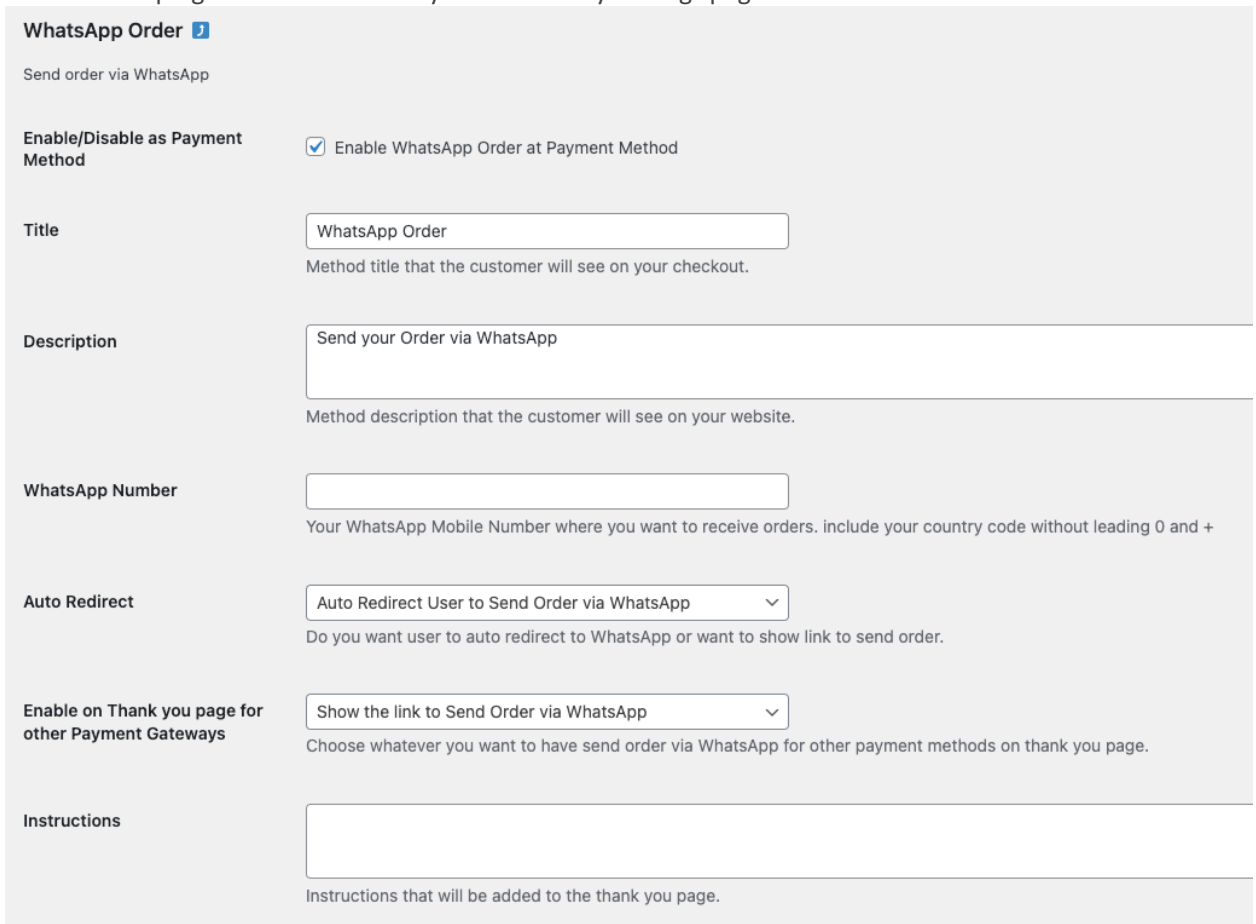
9. Then go to WooCommerce Settings and Click on Payments Tab



10. Here you should see



11. Now click on plugin name it will took you to Gateway settings page



Enable for shipping methods	<input type="text" value="Select shipping methods"/>
	If WhatsApp Order is only available for certain methods, set it up here. Leave blank to enable for all methods.
Accept for virtual orders	<input type="checkbox"/> Accept WhatsApp Order if the order is virtual
Disable Other Payment Gateways at Checkout	<input type="checkbox"/> Check if you want to disable other payment gateways at checkout It will disable all other payment gateways at checkout but on Order Pay page it will be enabled.
Send Payment/Pay Now link	<input checked="" type="checkbox"/> Check if you want to send payment link in order message User will be able to make payment using available payment gateways via the provided link.
Send View Order link	<input checked="" type="checkbox"/> Check if you want to send view order link in order message User will be able to see the order on website via the provided link.
Send Order Meta Data	<input checked="" type="checkbox"/> Send Order Meta Data If you are using any plugin for custom fields for checkout etc, you may need to enable it, so that data should be in WhatsApp Message
Ignore Order Meta Fields	<input type="text" value="is_vat_exempt,shipping_fee_recipient"/> Add your comma separated field names here, so it can be ignore for the WhatsApp order message. Fields starts with _ (underscore) will be ignored by default.
Use smileys/emoticons in WhatsApp Message	<input checked="" type="checkbox"/> Check if you want to use emoticons like 🍌 in message If enabled it will use emoticons in WhatsApp message.
Ignore Underscore (_) Order Meta Data	<input checked="" type="checkbox"/> Check if you want to ignore order meta data started with _ It will ignore meta data item which keys are started with _ (underscore) from order info
<input type="button" value="Save changes"/>	

Here you can configure it for use. You need to your WhatsApp Number here to receive orders.

12. And Click save

Important Note

You may face following situations if the pending order does not get paid within 60 mins. Unpaid order cancelled – time limit reached. Order status changed from Pending Payment to Cancelled.

Please follow below links to increase the limit or disable it.

<https://hitusupdesigns.com/blog/woocommerce-unpaid-order-cancelled-time-limit-reached-fix/>

<https://www.webtoffee.com/woocommerce-order-cancelled-after-successful-paypal-payment-unpaid-order-cancelled-time-limit-reached/>

Thank You

This information would help you to customize understand application better

Once again thank you so much for purchasing this product. I would be glad to help you if you have any questions relating to this product. No guarantees, but I will do my best to assist.

Here at **livelyworks** we build awesome web & mobile applications, here are some of the Great tools and technologies we use day2day for the development: HTML5, CSS3, jQuery, PHP, **Laravel**, Flutter, Angular/AngularJS etc.

we also build **iOS & Android Application**.

If you need any **Customization Work / Support** on this Product or having any project for us. Please feel free to email us at contact@livelyworks.net

Thank You & Good Luck



livelyworks.net | contact@livelyworks.net | @livelyworks | <https://github.com/livelyworks>